

HCC

Panel Discussion:
***Five Principles to Advance Equity in
High-Quality Dual Enrollment***

Richard Senker
Vice President for Academic Affairs
Hillsborough Community College
Tampa, FL

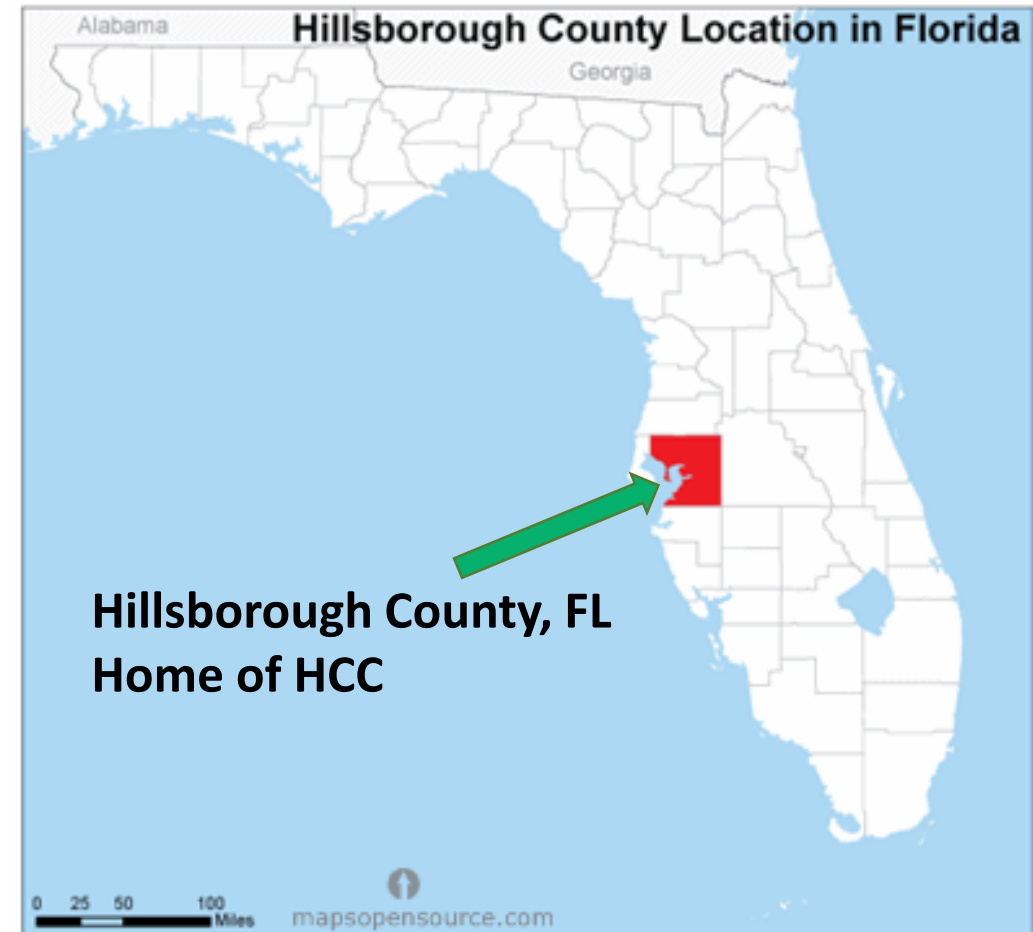


High Schools in Hillsborough County, FL

Hillsborough County Public Schools (HCPS), the eighth-largest school system in the country.

HCC High Schools Served in 2020

- 24 Public
- 4 Private
- 3 Charter



HCPS Student Demographics 2020-21

Asian	Black/African American	Hispanic/Latino	Native American	Multi-racial	White/Caucasian	Total
9,973	46,453	80,833	398	13,443	69,475	220,575
4.52%	21.06%	36.65%	0.18%	6.09%	31.50%	100%

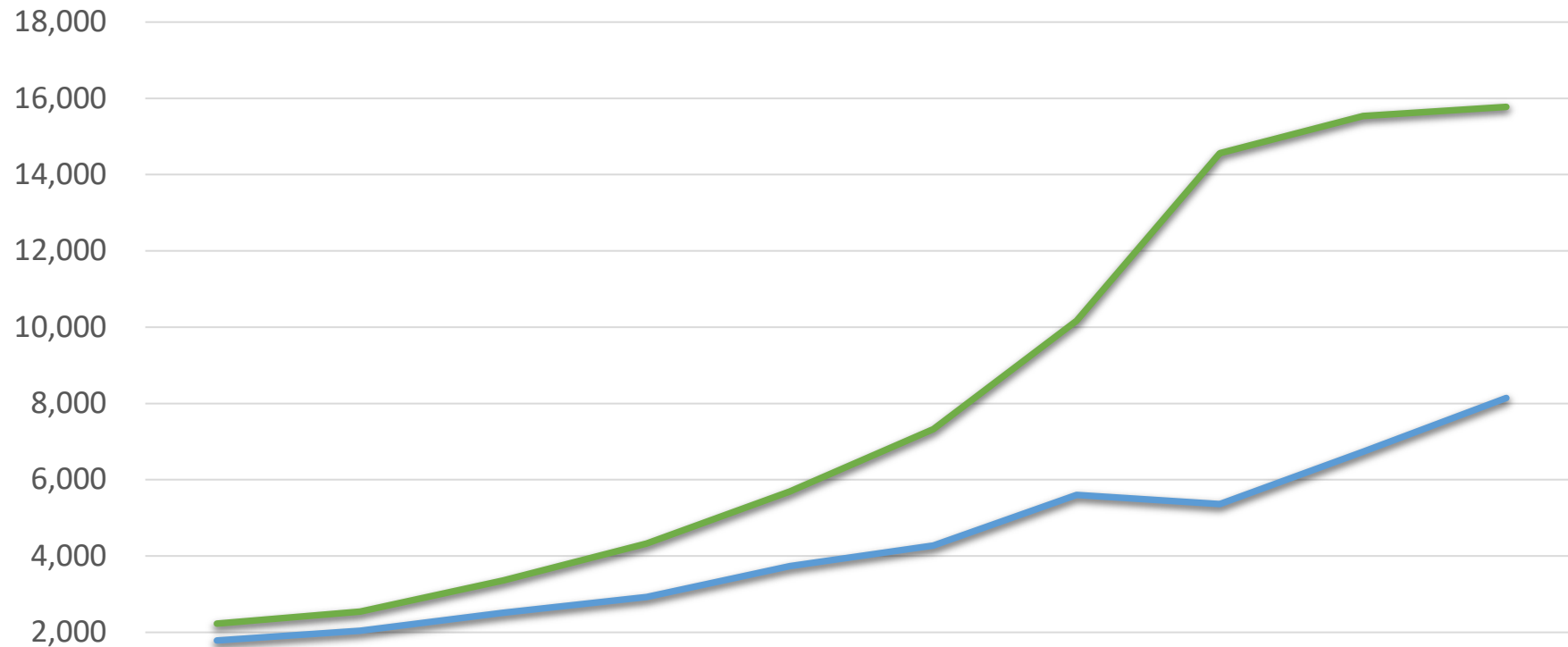
Source: HCSD Website - Ethnic Enrollment Published December 2020

HCC DE Student Demographics Fall 2019 and 2020

Academic Term	Asian	Black/African American	Hispanic/Latino	Native American	Multi-racial	White/Caucasian	Not Reported	Total # DE Students
Fall 2019	6.2%	10.2%	30.0%	0.2%	5.2%	40.5%	7.6%	5,367
Fall 2020	6.5%	10.4%	27.9%	0.1%	5.5%	40.4%	9.1%	5,699

Source: HCC Student Information System Data, Retrieved March 2021

HCC Dual Enrollment by Academic Year and Site

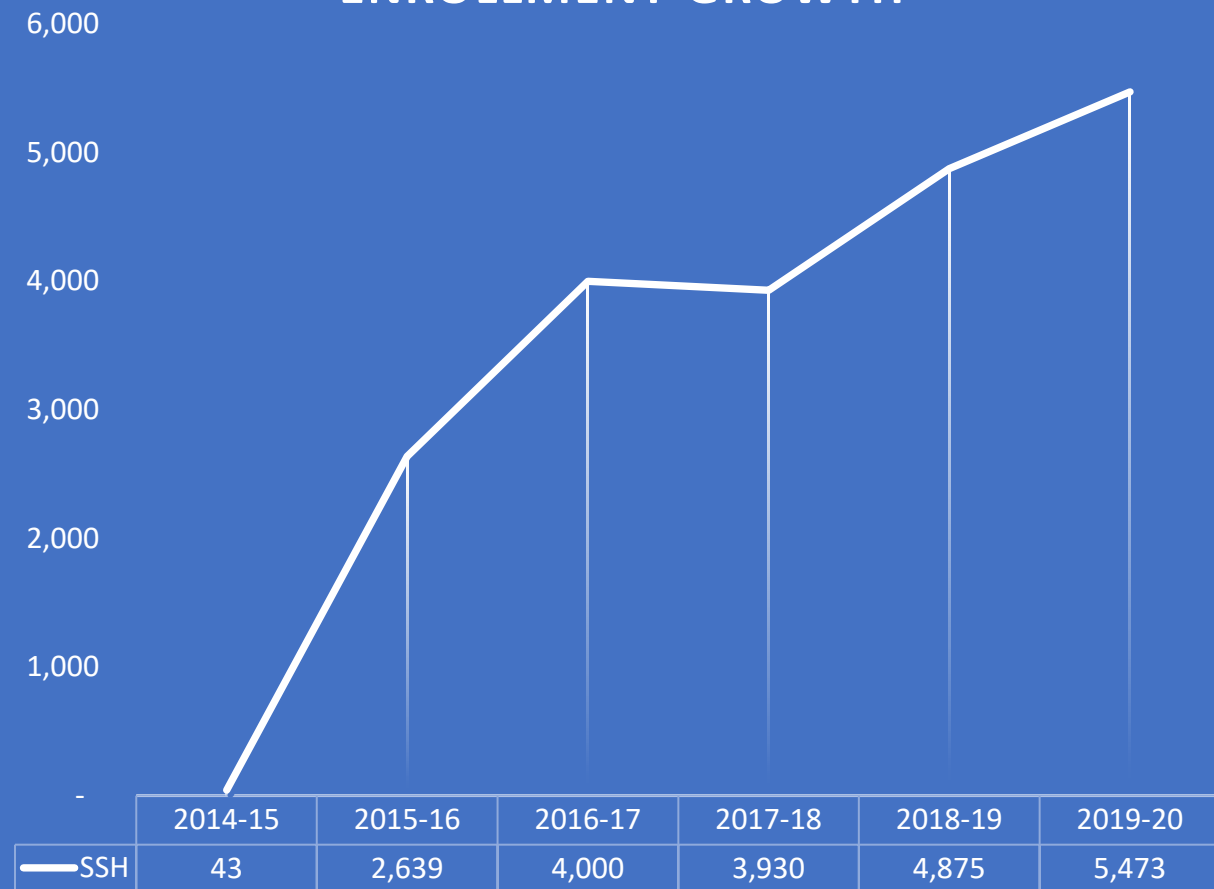


	2010-11	2011-12	2012-13	2013-14	2014-15	2015-16	2016-17	2017-18	2018-19	2019-20
— HCC (On Campus)	2,228	2,544	3,362	4,330	5,691	7,325	10,170	14,560	15,537	15,776
— High School Site	1,782	2,039	2,511	2,922	3,737	4,277	5,601	5,363	6,732	8,143

Dual Enrollment at High School Sites

- Collegiate Academies began in the Fall 2014 term with 9th grade cohort at Armwood, Lennard, and Leto. An additional cohort was added each fall until 2017. Each school has 4 cohorts of students every semester.
- Fall 2019 added a new Collegiate Academy at Spoto. Currently 9th and 10th grade cohorts.
- The 2020-21 school year had challenges with COVID-19. Teacher cuts mid semester.

COLLEGIATE HIGH SCHOOL ENROLLMENT GROWTH



Placement Testing

- COVID-19 waiver has not had a negative impact on student success.
- Although not all data have been compiled, a preliminary analysis of course performance among dual enrollment students shows that dual enrollment students who took the PERT have a success rate of 93% and the students with the waiver have a success rate of 91%.
- Exploring alternative placement strategies to increase diversity.



Promoting Diversity Courses

- LIT 2000 - Introduction to Literature: Topic focus on African American Roots and Culture
- HUM 2420 - African Humanities
- AFA 1000 - Introduction to Black Studies
- HUM 2410 - Asian Humanities
- HUM 2461 - Latin-American Humanities
- AFA 1000 - Introduction to Black Studies
- AFA 1001 - Introduction to Black Culture
- ANT 2000 - Introduction to Anthropology
- ANT 2410 – Cultural Anthropology
- SYG 2010 – Social Problems



Continuous Improvement

- HCC/HCSO Partnership
 - Regular and ongoing conversations to market DE options to **all students** and promoting the benefits of DE.
- Enhanced Advising at High School sites
- Dual Enrollment Task Force
- Leveraging technology to improve processes



Acknowledgments

Special thanks to the HCC Dual Enrollment team, especially...

Dr. Karen Griffin

Associate Vice President for Associate in Arts Program

Ms. Christina Dilorenzo

Dual Enrollment Coordinator

